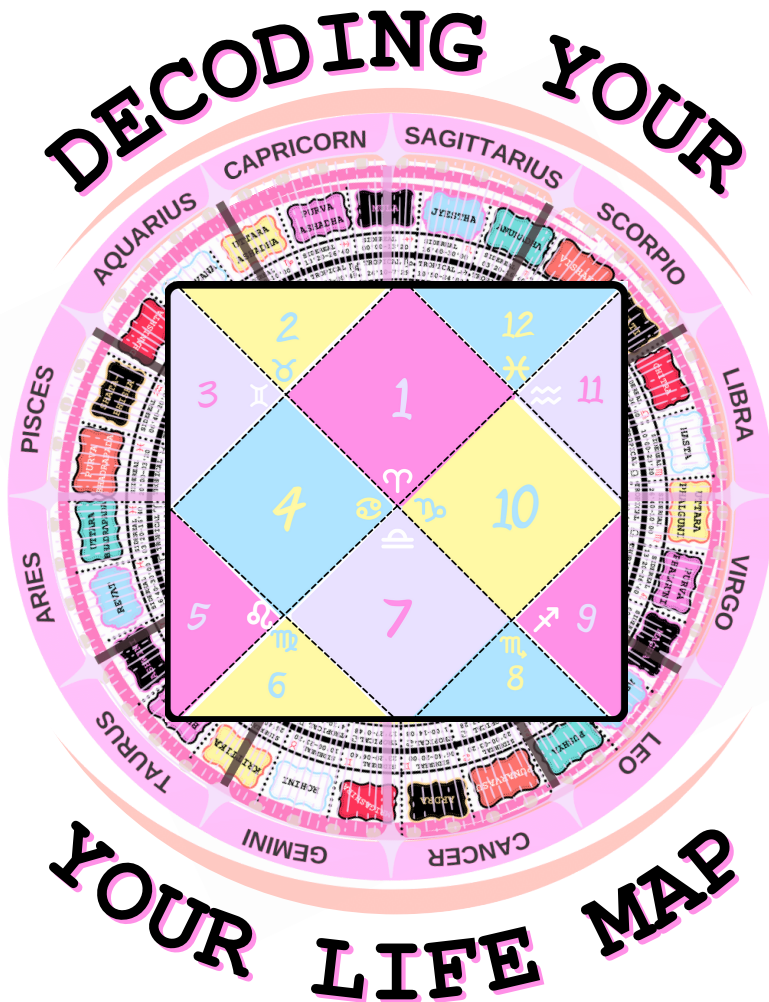


LEVEL ONE

ASTROLOGY COURSE



THE WITCHES ACADEMY

WWW.ASKALITTLEWITCH.COM

WELCOME TO LEVEL 1

Thank you for joining me on this journey of decoding your life map. To give you a little insight into this course let me introduce you to level 1, decoding your life map.

Level one is about getting you acquainted with the world of astrology, digging in strong foundations to build upon.

Over this year you'll be able to see how the planetary energies manifest in your everyday life, in the people, places, and experiences you have.

You'll gain deep gnosis of the signs and houses, and what that means for you. Learning how to decode your birth chart (life map) in the most experiential, in-depth, and interactive way possible. It will be as though your chart comes to life.

You'll be able to see your strengths and vulnerabilities, alongside how to build yourself up through the wonderful world of astrology. It's a journey into you, a course of self-discovery and to aid you in understanding those around you too.

CONTENTS

WELCOME | 2

CLASS SCHEDULE | 4–5

YOUR CHARTS | 6–10

WHAT TO EXPECT | 11

WHAT'S EXPECTED OF YOU | 12

COURSE STRUCTURE | 13–15

WHAT YOU NEED | 13

MODULE OVERVIEW | 16–18

MODULE 1 | 18–19

MODULE 2 | 20–23

MODULE 3 | 24–25

MODULE 4 | 26–28

MODULE 5 | 29–31

MODULE 6 | 32–33

MODULE 7 | 34–35

MODULE 8 | 36

SUBMITTING ASSIGNMENTS | 12

SUBMITTING QUESTIONS | 15

COMMUNITY GROUP | 38

GETTING THE MOST OUT OF THE COURSE | 37

THE CLASS SCHEDULE

The dates of each module are below, you can add the google calendar to your own to get notifications of each week's lesson plan.

[GET THE CALENDAR](#)



MODULE 1

July 25, 2021, 19:00 UK TIME



MODULE 2

August 1, 2021, 19:00 UK TIME



MODULE 3

November 7, 2021, 19:00 UK TIME



MODULE 4

November 28, 2021, 19:00 UK TIME



MODULE 5

April 3, 2022, 19:00 UK TIME



MODULE 6

May 29, 2022, 19:00 UK TIME



MODULE 7


July 24, 2022, 19:00 UK TIME



MODULE 8

October 16, 2022, 19:00 UK TIME

YOUR TROPICAL CHART



ASCENDANT: LEO (PUSHYA P2)

SUN: 1ST HOUSE – LEO (ASHLESHA P4)

MOON: 8TH HOUSE – PISCES (SHATABHISHA P1)

MARS: 4TH HOUSE – LIBRA (CHITRA P3)

MERCURY: 1ST HOUSE – LEO (MAGHA P1)

JUPITER: 11TH HOUSE – GEMINI (MRIGASHIRA P3)

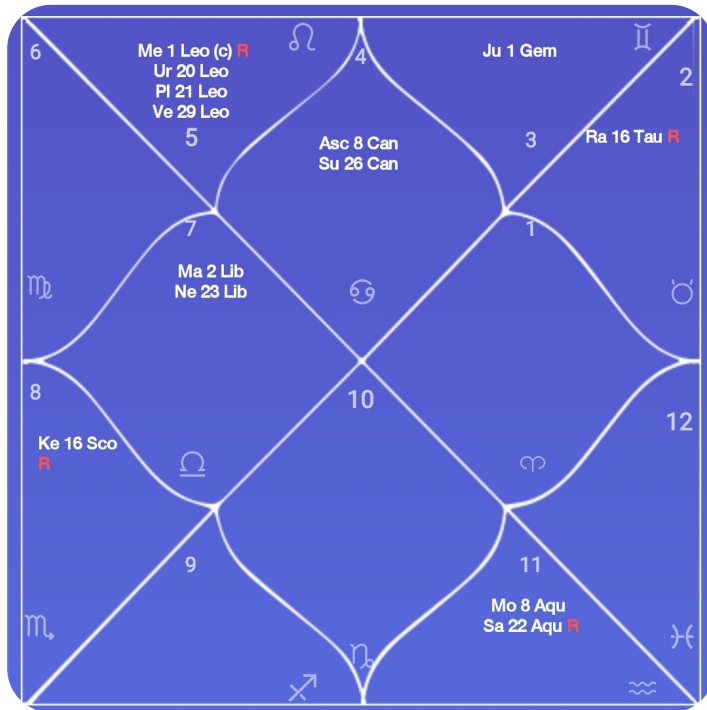
VENUS: 2ND HOUSE – VIRGO (U.PHALGUNI P1)

SATURN: 8TH HOUSE – PISCES (P.BHADRAPADA P1)

RAHU: 11TH HOUSE – GEMINI (ROHINI P3)

KETU: 5TH HOUSE – SAGITTARIUS (JYESTHA P1)

YOUR VEDIC CHART



PLACEMENTS

ASCENDANT: CANCER (PUSHYA P2)

SUN: 1ST HOUSE – CANCER (ASHLESHA P4)

MOON: 8TH HOUSE – AQUARIUS (SHATABHISHA P1)

MARS: 4TH HOUSE – LIBRA (CHITRA P3)

MERCURY: 2ND HOUSE – LEO (MAGHA P1)

JUPITER: 12TH HOUSE – GEMINI (MRIGASHIRA P3)

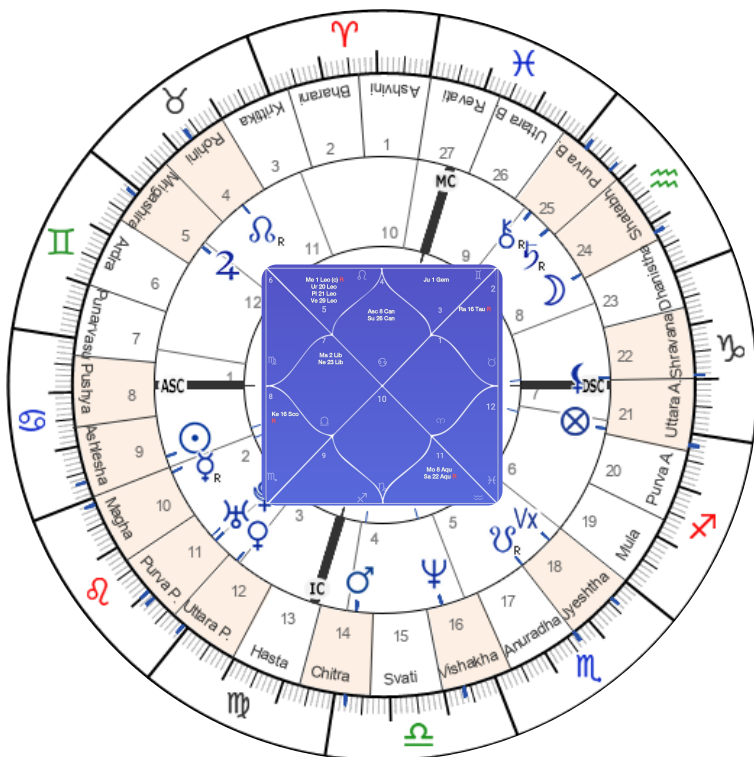
VENUS: 2ND HOUSE – LEO (U.PHALGUNI P1)

SATURN: 8TH HOUSE – AQUARIUS (P.BHADRAPADA P1)

RAHU: 11TH HOUSE – TAURUS (ROHINI P3)

KETU: 5TH HOUSE – SCORPIO (JYESTHA P1)

YOUR CHARTS



YOUR NAKSHATRA'S

ASCENDANT: PUSHYA P2

SUN: ASHLESHA P4

MOON: SHATABHISHA P1

MARS: CHITRA P3

MERCURY: MAGHA P1

JUPITER: MRIGASHIRA P3

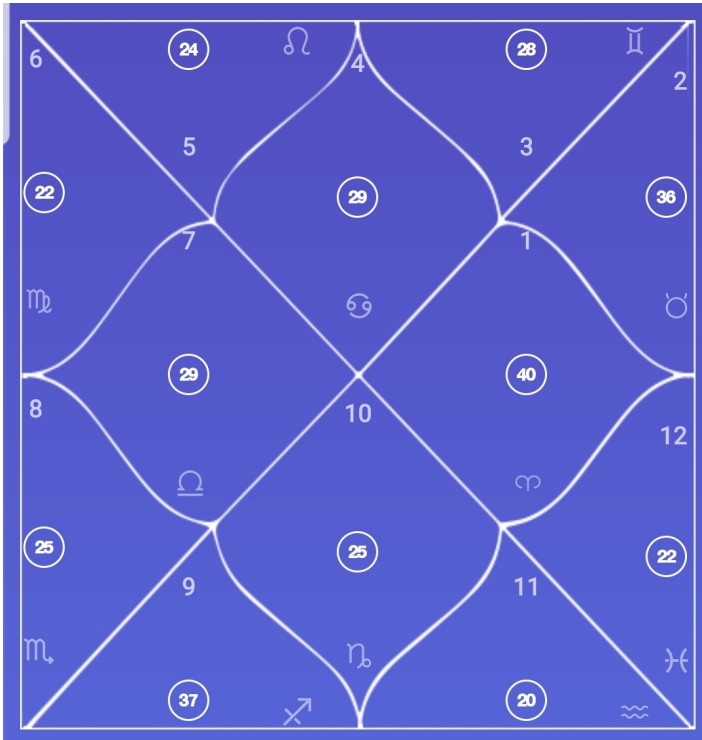
VENUS: UTTARA PHALGUNI P1

SATURN: PURVA BHADRAPADA P1

RAHU: ROHINI P3

KETU: JYESTHA P1

YOUR ASHTAKVARGA



ASCENDANT: 29

SECOND HOUSE: 24

THIRD HOUSE: 22

FOURTH HOUSE: 29

FIFTH HOUSE: 25

SIXTH HOUSE: 37

7TH HOUSE: 25

8TH HOUSE: 20

NINTH HOUSE: 22

TENTH HOUSE: 40

ELEVENTH HOUSE: 36

TWELFTH HOUSE: 28

ASCENDANT: 30

SECOND HOUSE: 31

THIRD HOUSE: 24

FOURTH HOUSE: 27

FIFTH HOUSE: 30

SIXTH HOUSE: 35

7TH HOUSE: 20

8TH HOUSE: 23

NINTH HOUSE: 25

TENTH HOUSE: 28

ELEVENTH HOUSE: 30

TWELFTH HOUSE: 34

YOUR D1

YOUR D9

YOUR ASHTAKVARGA

	Su	Mo	Ma	Me	Ju	Ve	Sa	Tot
1	5	3	4	4	5	1	7	29
2	3	3	2	5	6	3	2	24
3	2	3	3	3	4	5	2	22
4	6	2	3	5	4	6	3	29
5	4	4	4	6	3	3	1	25
6	4	8	5	6	5	5	4	37
7	4	2	3	3	7	3	3	25
8	4	5	1	2	1	5	2	20
9	2	3	2	4	4	5	2	22
10	6	6	5	5	7	5	6	40
11	5	5	5	7	5	5	4	36
12	3	5	2	4	5	6	3	28
Tot	48	49	39	54	56	52	39	337

PLANET ASHTAKVARGA POINTS

SUN: 5

MOON: 5

MARS: 3

MERCURY: 5

JUPITER: 5

VENUS: 3

SATURN: 2

RAHU: 0

KETU: 2

WHAT TO EXPECT

Every Sunday at 7 PM UK Time, you receive an email from me with your weekly lesson.

You'll get the link to the week's class(es), class notes, workbook, and activity. There will also be a quiz link and the Q&A from the prior week.

Different people learn in different ways, and it's important to me that I have all the bases covered. So each class comes with...

- audio from the video lesson,
- written transcript (class notes),
- an activity for you to do and
- a quiz so that it all sinks in.

If there is any confusion with a lesson, you can click the link in the email to submit your question for clarification and I'll get back to you with answers on the following Sunday.

You can email me at askalittlewitch@gmail.com if your question is urgent and I'll get back you asap.

WHAT IS EXPECTED OF YOU

How much time do you need to spend each week on the classes?

Each Module is broken down into classes, and within those classes, we break it down into bite-size lessons. Each week there can be anywhere between 30 minutes to 2 hours of content.

You get as much out of the course as you're willing to put into it. Ideally, you'll need a few hours to take in the lesson max, then an hour to complete activities, and 30 minutes max to do the quiz for each class.

- Listen/Read/Watch the class
- Fill in the workbook
- Complete Activity
- Complete Quiz

HOW TO SUBMIT ACTIVITIES

July 18, you'll receive the induction email, linking to a playlist and workbook to get you set up. I'll show you how to access your classes, modules, workbooks, quizzes and submit your activity homework.

WHAT DO YOU NEED?

Everything is online, you don't need to buy anything. You will need access to the internet, a google drive account, and an email.

The workbooks are shared online through google drive and a link will be delivered by email each week with that class information on Sundays.

You can make a copy, fill in your workbook and submit it back to me by clicking the blue 'share' button on the top right, or by clicking 'file', 'share' and email it to me at askalittlewitch@gmail.com

Again I show you step by step in the induction playlist, which will be sent to you on July 18. I'm always available via email if you need any help.

MODULES

At the start of each module, of which there are eight, you'll get a breakdown of the module and the classes, as well as infographics to help with the studying of that module.

CLASSES/LESSONS

Each module has a set number of classes or lessons. The classes can be viewed by video, audio, or in the written format. Almost all the classes have an activity that accompanies them, this is for your own learning. You can find the activities in your workbooks which accompany each class.

If you truly wish to learn astrology you have to implement what you learn by taking action. Most classes have a quiz for you to participate in to see how much you've retained and where I may need to recap over things.

ARE QUIZZES COMPULSORY

Yes, the quizzes are a must, they help me & you see how you're doing. There's a quiz after each class and a big one at the end of the module.

There's also an end-of-course quiz which is only compulsory for those joining the level 2 course.

LEARNING AT YOUR OWN PACE

You get lifetime access to the course, so yes you can go at

your own pace. However, setting aside a few hours a week to take in the lesson and another hour or so for activity and to participate in the quizzes you'll find it much more rewarding long-term.

Dedicating time for yourself and your studies will help you pick things up and retain more of what you learn.

WORKBOOKS, DO I HAVE TO?

The workbooks are a study guide and the activities are homework. Lessons go out Sunday and homework is due on Saturday. The activities are fun and will help you develop personal gnosis of astrology.

HOW TO SUMBIT A QUESTION

You can [join the community group](#) to submit your question or email me at askalittlewitch@gmail.com (*Make sure you add the Class/Module in the subject heading*)

[JOIN COMMITY GROUP](#)

THE MODULES

Let us walk through the eight modules and then we can explore each one with more depth.



MODULE 1: WHAT IS ASTROLOGY?

DATE: JULY 25, 2021,

CLASSES: 5

QUIZZES: 0

ACTIVITIES: 0

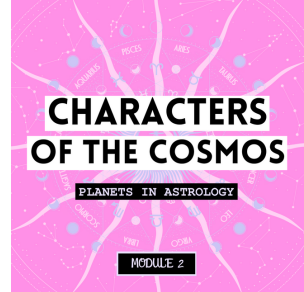
MODULE 2: THE COSMIC CHARACTERS

DATE: AUGUST 1, 2021

CLASSES: 127

QUIZZES: 19

ACTIVITIES: 3X12



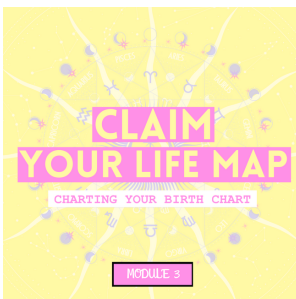
MODULE 3: THE BIRTH CHART

DATE: NOVEMBER 7, 2021

CLASSES: 12

QUIZZES: 4

ACTIVITIES: 3



MODULE 4: SETTING THE SCENE

DATE: NOVEMBER 28, 2021

CLASSES: 115

QUIZZES: 17

ACTIVITIES: 3X12



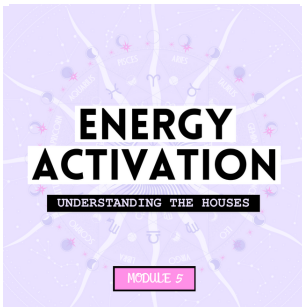
MODULE 5: ENERGY ACTIVATION

DATE: APRIL 3, 2022

CLASSES: 90

QUIZZES: 18

ACTIVITIES: 8X12



MODULE 6: RX PLANETS + SOUL PLANETS

DATE: MAY 29, 2022

CLASSES: 11

QUIZZES: 8

ACTIVITIES: 7



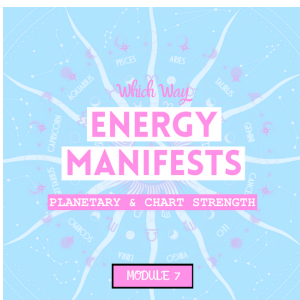
MODULE 7: DETERMINING STRENGTH

DATE: JULY 24, 2022

CLASSES: 36

QUIZZES: 9

ACTIVITIES: 9



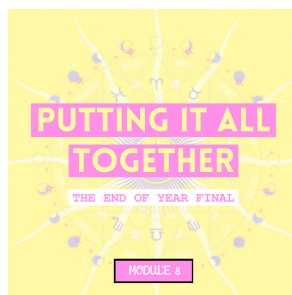
MODULE 8: PUTTING IT ALL TOGETHER

DATE: OCTOBER 16, 2022

CLASSES: 0

QUIZZES: 1

ACTIVITIES: 1



MODULE 1

WHAT IS ASTROLOGY?

Module 1 consists of 5 classes, to establish a foundation for you to build upon.

WHAT IS ASTROLOGY?

This first video is dedicated to the literal, philosophical, and spiritual association to answer the question of What is astrology?

A BRIEF HISTORY OF ASTROLOGY

The Second video is dedicated to a brief history of astrology both from an eastern and western perspective, to gain insight into just how old this ancient practice is.

ASTROLOGY AT WORK

The Third video is dedicated to giving you a visual representation of Astrology, to not just understand it from a book-based perspective, but to see it alive. To see Astrology at work.

WHAT IS THE ZODIAC REALLY?

The Fourth video is dedicated to reframing the mind when referencing the zodiac signs and understanding what it actually is.

THE SIDEREAL & TROPICAL PERSPECTIVE

The Fifth video is dedicated to understanding the different systems of astrology, and how to incorporate both into your practice.

QUIZZES & ACTIVITIES

There will be a quiz at the end of the module & suggestive activities, but no compulsory homework for this module.

MODULE 2

THE COSMIC CHARACTERS

Module 2 consists of 127 classes, to introduce, build upon and develop a personal and deep understanding of the planets in Astrology. Essentially seeing how these archetypes show up in your life.

We'll be looking at Sun, Moon, Mercury, Venus, Mars, Jupiter, Saturn, Uranus, Neptune, Pluto, Rahu, and Ketu.

Each week we'll cover a planet or light body and there will be activities and quizzes to aid in your learning.

WEEK 1: GETTING ACQUAINTED

The first week's videos are more about characterization than full-on introductions.

- We'll get to know the base nature of all the planets the benefic's, malefic's, and neutrals.
- We'll address their qualities sattvic, tamas or rajas.
- The three body types or constitutions/dosha's, Pitta, Kapha, and Vata.
- Their methods of persuasion
- The roles within society
- The three domains of life each planet falls in.

There will be a quiz for each part, and a quiz for after you've completed the first week's introduction to the planets, before moving onto the first planet.

There will be tips, tricks and infographics to help you study of which we'll build on as we get to know each of the cosmic characters.

THE COSMIC CHARACTERS

Each week following on from the first week's videos we'll dive into another one of the planets and light bodies.

We'll cover the following for each one. *There will also be quizzes, activities, and infographics in your workbook to develop a personal relationship with each character's energy.*

VIDEO 1: THE EXPERIENCE

We begin each cosmic character (Planet) with a visual experience of that energy. It might be an iconic movie scene, something in nature, or a task. The point of this video is to give you something that you can recall whenever you think about the Planet, see its symbol, or is to interpret.

VIDEO 2: THE INTRODUCTION

The Second video for each planet will introduce you to the symbols, transits, rulerships, aspects, ages, season,

time, and day. We'll dive into the colors, directions, distances, heights, and senses.

VIDEO 3: THE ASTRONOMY

The Third video for each planet will give you some fun facts about the literal body in space of which can also add to your interpretations of this planet.

VIDEO 4: THE CHARACTER

In the Fourth video for each planet, we'll get to know their character and the archetype.

VIDEO 5: THE PLACES

In the Fifth video for each planet, we'll get to know the places that Saturn represents, a visual exploration to give gnosis of the Planets energy.

VIDEO 6: THE THINGS

In the Sixth video for each planet, we'll get to know the things that Saturn represents, a visual exploration to give gnosis of the Planets energy.

VIDEO 7: THE SIGNIFICATIONS

The Seventh video for each planet will cover the signification of the planet for quick insights when looking at any chart.

VIDEO 8: THE PLANET'S LESSON

The Eighth video for each planet will cover the lesson that the planet brings.

VIDEO 9: THE POTENTIAL

In the Ninth video for each planet, we'll also talk about the gift and potential that planet brings.

VIDEO 10: THE HEALTH ASSOCIATIONS

In the Tenth video for each planet, we'll dive into the health association for the planet. Covering things like body limbs, body substances, tastes, aliments, nature, and quality referencing back to the first week of Module Two.

QUIZZES + ACTIVITIES

As I said, each week there will be a quiz, workbook activities, and study guides to help you really form a connection to each planet.



MODULE 3

THE BIRTH CHART

Module three is all about claiming your life map (Birth Chart). It's designed to teach you how to draw up charts both your Vedic and western charts. We'll cover the lingo, and teach you the language of astrology. We'll also give you a little introduction to Nakshatras (lunar mansions), and show you how to find yours.

WEEK 1: CLAIMING YOUR LIFE MAP

The first week's videos are about claiming your life map, you'll learn to chart your charts, and learn the language of astrology. We have videos on...

- How to chart your Western chart
- How to chart your Vedic Chart (D1 Rashi)
- How to find your Nakshatras
- The Signs and Planet symbols
- The Sign and Planet Rulers
- How to find and locate the houses (both charts)
- A brief overview of the houses (Module 5 is dedicated to this topic)

WEEK 2: THE NAKSHATRAS

In the following week, we'll introduce you to the Nakshatras. If you join the level 2 program we have an entire module dedicated to them. In this class, we'll be focusing on the Nakshatra planetary rulers to help add more depth to your chart interpretations.

QUIZZES + ACTIVITIES

There will be lots of quizzes in this one to ensure you can recall the symbols and signs associated with the planets, signs, and houses. Infographics and activities to help you form a connection within your own chart are also in this week.



MODULE 4

SETTING THE SCENE

Module four is all about the twelve zodiac signs. It's designed to teach you the energies behind the signs. We have an entire class on understanding the nature's behind the signs, covering all the elements, qualities, polarities, and modes. We then begin our journey into each of the Zodiac Signs breaking it down further.

WEEK 1: UNDERSTANDING YOUR NATURE

The first week's videos are about introducing you to the twelve signs, think of it as a geography lesson to the cosmos. We have videos on...

- Each of the Elements
- The Meaning of having an abundance or lack of each element
- The Polarities of each sign (Yin/Yang)
- Each of the Modes, Fixed, Cardinal & mutable
- The abundance/lack of the Modes
- The natures of the Signs, Satvic, Rajas, Tamas

Week Two we begin journeying into each of the zodiac signs, one per week.

WEEK TWO SETTING THE SCENE

For the next 12 weeks, we'll pick a zodiac sign and dive into eight video segments to promote the gnosis of each of the signs.

VIDEO 1: THE EXPERIENCE

We begin each Zodiac sign by setting the scene with a visual experience of that energy. It might be an iconic movie scene, something in nature, or a task. The point of this video is to give you something that you can recall whenever you think about the Planet, see its symbol, or is to interpret.

VIDEO 2: THE INTRODUCTION

The Second video for each Sign will introduce you to the symbols, rulerships, season, time, and day. We'll dive into the mode, quality, element, polarity and nature.

VIDEO 3: THE VIBES

In the Third video for each Sign, we'll get to know the genre character, appearance, and people.

VIDEO 4: THE ENVIRONMENT

In the Fourth video for each Sign, we'll get to know the places that this sign represents. It's all about attuning to

the vibe, and the types of environments, styles, and energies it brings to any given place.

VIDEO 5: THE THINGS

The Fifth video for each Sign will introduce you to the things connected to this sign, through visual exploration.

VIDEO 6: THE LESSON

The Sixth video for each Sign will talk about the lesson that sign brings, some of the darker aspects in connection to the Sign.

VIDEO 7: THE POTENTIAL

The Seventh video for each Sign will talk about the gift, talent, and potential that the sign brings, some of the more benefic aspects in connection to the Sign.

VIDEO 8: HEALTH ASSOCIATIONS

The Eighth video for each Sign will talk about the health condition for that sign, talking about the body parts, sensitivities, and strengths.

QUIZZES + ACTIVITIES

There will be quizzes and activities to help you form a connection within your own chart.



MODULE 5

ENERGY ACTIVATION

Module five is all about the twelve Houses of Astrology. It's designed to teach you how the energies of the Signs and Planets manifest in your life. We have an entire class on the four aims of life. We'll also be covering all the house groups, quadrants, and hemispheres.

WEEK 1: SETTING THE STAGE

The first week's videos are about introducing you to the fundamentals behind the twelve houses, think of it as a lesson in how energy manifests. We have videos on...

- The Four Aims of Life
- The Kendra, Trikona, Dusttana, Uppacha & Marka Houses
- The Angular, Cadent, and succedent houses
- The Quadrants
- The Hemispheres
- The Chart as a clock

Week Two we begin journeying into each of the twelve houses, three per week.

WEEK TWO ENERGY ACTIVATION

For the next 4 weeks, we'll pick houses and dive into seven video segments per house to promote the gnosis of each of the houses.

VIDEO 1: THE HERO'S JOURNEY

We begin each house by setting the scene with a visual experience of what that house represents. It will mark the point in a movie that marks that journey into the house. The point of this video is to give you something that you can recall whenever you think about the House.

VIDEO 2: THE SIGNIFICATION

The Second video for each House will introduce you to what the house represents and its signification in astrology.

VIDEO 3: THE PEOPLE

In the Third video for each House, we'll get to know the genre characters and people associated with this house.

VIDEO 4: THE PLACES

In the Fourth video for each House, we'll get to know the places that this house represents.

VIDEO 5: THE THINGS

The Fifth video for each House will introduce you to the things connected to this house, through visual exploration.

VIDEO 6: THE SITUATIONS

The Sixth video for each House will talk about the situations that the house brings.

VIDEO 7: THE HEALTH CONNECTION

The Seventh video for each House will talk about the health connections that the house brings when active.

QUIZZES + ACTIVITIES

There will be quizzes and activities to help you form a connection within your own chart.



MODULE 6

RETROGRADES + SOUL SIGNIFICATION

Module Six is all about the Retrogrades in Astrology and learning about the Karka's. It's designed to teach you how the energies of the Planets manifest differently when Retrograding and Obtaining personal connections with planets through your soul signification of the Karka's. We have an entire class on the Jaimini technique and how to find your Karka's, as well as an Rx video for each planet.

WEEK 1–6: WHAT ARE RETROGRADES

The Six week's videos are about introducing you to what retrogrades are and a video dedicated to each planet that goes Rx. We have videos on...

- What are Retrogrades?
- Mercury Rx
- Venus Rx
- Mars Rx
- Jupiter Rx
- Saturn Rx
- The Outer Planets in Rx

Week Seven we begin journeying into the world of Jaimini and Karka's.

WEEK 7 JAIMINI ASTROLOGY

This week is dedicated to Jaimini, an ancient Vedic sub technique to use in making predictions within a chart.

VIDEO 1: WHAT IS JAIMINI?

We begin this lesson by answering the question of what Jaimini is and the concept behind it.

VIDEO 2: INTRODUCING THE KARKA'S

The Second video is dedicated to introducing you to each of the karka's and what they represent.

VIDEO 3-7: THE PLANET KARKA'S

In videos 3-7 we'll discuss what each planet represents under each Karka.

VIDEO 8: FINDING YOUR KARKA'S

In the Eighth video, we'll teach you how to find your soul planet, career planet, and all the other karka's

QUIZZES + ACTIVITIES

There will be quizzes and activities to help you form a connection within your own chart.



MODULE 7

DETERMINING STRENGTH

Module Seven is all about determining the strength of the planets and houses in your chart. We'll talk about Ashtagvarga, the relationships that the planets have with one another, their aspects, and how they fair in the 12 signs/houses of the zodiac.

WEEK 1–2: DETERMINING STRENGTH

The first two week's videos are about introducing you to the concept of strength and dignity within the world of astrology. We have videos on...

- What determines strength?
- Ashtagvarga introduction
- Ashtagvarga Technique
- Reading your Ashtagvarga

We'll then spend the next 9 weeks journeying into each of the planet's strengths, through relationships, signs, house, and aspects.

WEEK 3–12 PLANETARY STRENGTHS

In the next nine weeks, we'll take a planet and we'll dive into the considerations of what make's it strong or "weak". Each Planet will have 4 video parts, an activity, and a quiz.

VIDEO 1: PLANETARY RELATIONSHIPS

We begin each week's lesson by discussing the Planet's relationship to the other Planets.

VIDEO 2: PLANETS BEHAVIOUR IN SIGNS

The Second video is dedicated to how that planet behaves in each of the twelve signs of the zodiac.

VIDEO 3: PLANET VISITATIONS

In video 3 we'll discuss how the planet acts in different environments. Essentially how the planet acts in the twelve houses.

VIDEO 4: THROWING SHADE

In the fourth video, we'll teach you about that planets aspect, so you can discern if it's in connection to another planet (taking in the lesson of video 1), and how it might throw its energies to the houses/signs its aspects (bringing in lessons from video 2&3).



MODULE 8

BRINGING IT ALL TOGETHER

Module Eight is your final for the year, where you get to see how much you've learned and where you might need to re-cap over a few things.

So, we have the big QUIZ and a final assignment for the year.

THE ASSIGNMENT: READING A CHART

Over the past year, you would have practiced on the 5 people you know as well as used your studying to decode your very own life map. You've put what you've learned into action and seen firsthand how the energies have come to life in your own life and those you charted back in module 3.

Now, it's time to put your knowledge into action by reading a chart of someone you do not know. I'll be picking charts and sending them to you during this week's module. You can submit a video, written or audio to this week's activity.

You're expected to incorporate all of the lessons throughout this course. If you plan on joining Level 2 you'll have to complete both Quiz and the assignment to enter the next level.

GETTING THE MOST OUT THE COURSE

To get the most out of the course it's good to practice to dedicate a few hours each week to it specifically. Keeping a regular practice will aid in your learning. Make use of the Q&A's there are no studied questions, and participate in the activities and quizzes.

WHAT TO EXPECT FROM THE ACTIVITIES EACH WEEK

The assignments and activities are to help you gain the gnosis of those lessons. You'll be asked to apply each lesson to your own, and up to 5 other people's charts so you can really see the astrology come alive.

The best learning is through observation and experiencing it firsthand for yourself. I'll be reviewing the activities as you send them to provide additional help where needed.

THE QUIZZES

The quizzes are just to help you retain what you learn from each lesson, the more you do them the faster you'll begin to pick things up.

They also allow me to see where you can do with more focus and if I can offer additional assistance before you move onto the next module.

FINAL WORDS

So, I hope you're just as excited to begin decoding your chart as I am to teach you how to do it. If at any point you have a question you can reach me at askalittlewitch@gmail.com or fill in the contact form below and I'll get back to you asap.

I've also created a community space for each of you who wishes to connect with others also in the course, the group thus far is pretty small, so I'll also be available for questions there.

[JOIN COMMUNITY GROUP](#)

